



KORANDO

KG Mobility Corporation

13th floor, Times Square A-dong, 15, Yeongjung-ro, Yeongdeungpo-gu, Seoul, Korea
www.kg-mobility.com/en

 www.facebook.com/KGMobilityGlobal

 www.instagram.com/kg_mobility_global

Some of the equipment shown in this brochure is optional and may not be available on all models or in all markets.
All specifications are subject to change without notice.
Please contact your local dealer for the latest information.

KGM202306 EU_LHD ENGLISH Printed in KOREA



KORANDO – THE CONTEMPORARY SUV
FOR LIFE TODAY



DISTINCTIVELY DIFFERENT

Capable and with real style, this new car draws on the heritage and DNA of the previous Korando, one of the first new generation crossovers on the market. Offering the perfect blend of practicality and comfort, it takes the best features of an SUV and a modern saloon. With a slightly higher driving position giving a commanding view of the road ahead, you feel safer and more confident behind the wheel, and with cutting edge safety technology, precise and responsive handling, this car is a real pleasure to drive.





STYLED TO BE DIFFERENT

Korando sets its own style agenda to lead rather than follow:
individualistic, contemporary, strong and distinctive.
Go your own way with panache.



With its low stance, broad grille, bright imposing headlights and LED technology, Korando projects an air of confidence.

FRONT LED HEAD LIGHTS
LED FOG LAMP

LED REAR COMBINATION LIGHTS
REAR FOG AND BACK-UP LAMPS



COMMAND AND CONTROL

Sitting in the driver's seat you really do feel in control, and with an eye to the future. The instrument panel incorporates the latest display technology and navigational aids as well as full connectivity to your smartphone to maximise driver convenience.



- 1 10.25inch full digital cluster
- 2 9inch HD Navigation with Smart Mirroring
- 3 8inch Smart mirroring multimedia
- 4 5 Google Android Auto and Apple CarPlay

MOVED TO DRIVE

Given its price and position in the market, you will be surprised by the spacious cabin, the premium materials, the fit and finish - all designed to pamper, relax and isolate you from the hustle and bustle of the outside world. From the top-line seating - heated, ventilated and power adjusted - to the 34-colourway mood lighting, every meticulous detail contributes to the premium ambience. Whether your journey is long or short, travelling by Korando will delight.

INFINITY MOOD LAMPS




Heated seats



Luxurious 3-stage ventilated seats



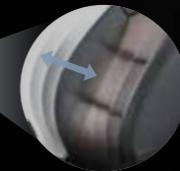
Spacious glove box



Comfortable 8-way power seats (1st row)



4-way power lumbar support (driver seat only)





IMPRESSIVELY FLEXIBLE

Whether on your daily drive or loaded up for a weekend away, Korando quickly adapts to the role. With various seat configurations and a massive 551 litres of luggage space, the car really is your flexible friend. And with its smart tailgate to aid opening and closing when your hands are full as well as a two-level adjustable load floor, the features of this practical crossover make life demonstrably easier.

SMART TAILGATE



CHOICE OF SEATING CONFIGURATIONS





EXCITING AND DYNAMIC TO DRIVE

CLASS-LEADING PERFORMANCE

Choose your power: the 1.5litre GDI-turbo engine with improved low-speed torque performance and superior acceleration for a more spirited driving experience, or the eco-friendly 1.6 diesel engine which delivers best-in-class performance under any driving conditions. And there is the option of a 6-speed manual or 6-speed automatic transmission, plus normal, sport and winter driving modes.

ENGINE

	1.5litre Petrol engine	1.6litre diesel engine
Max. Power (PS/rpm)	163 / 5,000 ~ 5,500	136 / 4,000
Max. Torque (Nm/rpm)	280 / 1,500 ~ 4,000	324 / 1,500 ~ 2,500
Displacement	1,497 cc	1,597 cc
Engine Model	1.5 GDI Turbo	e-XDi160

AISIN 6-SPEED AUTOMATIC TRANSMISSION

Fitted on some of the finest cars in the world, the tested and proven AISIN 6-speed automatic offers smooth and quiet gear shifting with maximum fuel efficiency.




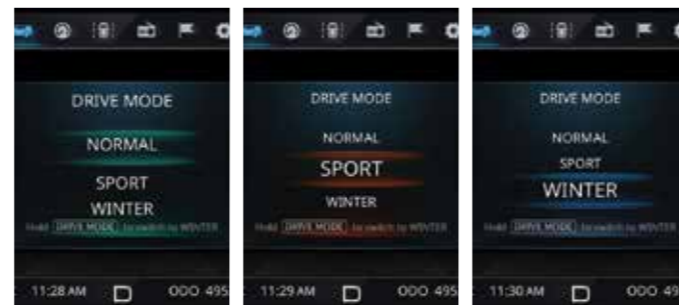
DRIVE MODE SYSTEM

Selectable drive modes (Normal/Sport/Winter) optimize traction distribution and the gear shift schedule to suit driver preferences and road conditions.



6-SPEED MANUAL TRANSMISSION

The 6-speed manual gearbox delivers a fun driving experience with maximum driver engagement. Optimized gear ratios ensure smooth, and precise gear shifts, improved fuel efficiency and a quieter ride.



TOP FOR TOWING

Korando is one of the most powerful towcars in its class. With four-wheel-drive, the 1.5 litre petrol powered car will tow trailers up to 1,500kg, while the 1.6 litre diesel engine car will tow up to 2 tonnes.

AWD SYSTEM

AWD optimizes power distribution between the front and rear axles to suit road and weather conditions thus ensuring optimal traction, directional stability and peak dynamic performance.



TOWING CAPABILITY

In the event of a trailer snaking while being towed, the trailer sway control function takes over to help the driver regain control when this alarming phenomenon starts to affect the steering and directional stability.

with braked trailer

1.5 litre petrol : 1,500kg
1.6 litre diesel : 2,000kg (AT) or 1,500kg (MT)

with unbraked trailer

1.5 litre petrol : 750kg (2WD/MT) or 500kg (2WD/AT, 4WD/AT)
1.6 litre diesel : 750kg



SAFELY IN CONTROL

With a suite of integrated safety controls such as the Advanced Driver Assistance System (ADAS) incorporating Intelligent Adaptive Cruise Control (IACC), Autonomous Emergency Braking (AEB), Lane Keep Assist (LKA) and Electronic Stability Program (ESP), you can enjoy a new level of peace of mind when driving around town, on your daily commute or long-distance cross-country trips, whatever the road conditions.

THE LATEST ADVANCED DRIVER ASSISTANCE SYSTEMS



LKAS (Lane Keeping Assist System)

LKAS uses a front camera to monitor the painted lane markers. On detecting an attempt to change lanes without prior signaling, it automatically corrects the electrical power steering system to keep the vehicle within the intended lane.



LCA (Lane Change Assist)

If attempting a lane change while a vehicle is within 70m in the rear and is approaching at high speeds, LCA flashes a warning using the outside mirror lamps and sounds an alarm.



AEBS (Autonomous Emergency Braking System)

On detecting a pedestrian or another vehicle within the intended path, AEBS will automatically deactivate the throttle and will apply the brakes to reduce the risk of a serious collision.



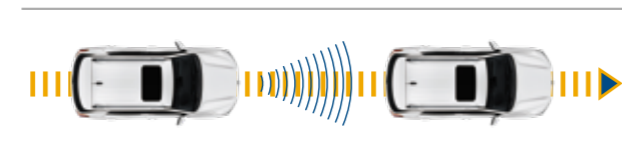
RCTA (Rear Cross Traffic Collision Assist)

When reversing and an approaching vehicle is detected in the path, RCTA sounds an alarm and automatically applies the brakes to stop the vehicle and reduce the risk of a collision.



INTELLIGENT ADAPTIVE CRUISE CONTROL (IACC)

IACC employs radar and cameras to maintain a safe speed and distance from the vehicle ahead. IACC works in tandem with the Lane Center Following Assist which can be used not only on highways but also on city streets and reactivates when the brake pedal is released.



ELECTRONIC STABILITY PROGRAM (ESP)

The ESP features a multi collision brake system that prevents secondary crashes following a primary accident, and Trailer Sway control helps prevent your trailer or caravan from swaying side-to-side when towing.



SDA (Safety Distance Alert)

By continuously monitoring speed and distance, SDA will sound a warning whenever a safe braking distance is not maintained from the car ahead.



FVSA (Front Vehicle Start Alert)

While stopped and the car in front has started to move, FVSA will issue a visual pop-up alert and audible alarm.



BSD (Blind Spot Detection)

BSD detects the presence of another vehicle in the blind spot and flashes a warning using lamps built into the outside mirror housing.



EAF (Exit Assist Function)

When exiting a parking space while another vehicle is approaching from the rear, EAF sounds an alarm and displays a warning icon on the cluster.

**74%
HIGH-TENSILE
STEEL**




BUILT WITH THE MOST ADVANCED HIGH-STRENGTH STEEL

The rigidity, integrity and safety of the bodyshell have been strengthened by using high-tensile steel in 74% of its construction while also utilising Hot Press Forming.

PEACE OF MIND

With a Euro NCAP rating of 5 stars, Korando is one of the safest cars in its class, thanks to its extremely strong body structure and seven airbags. Built to uncompromising standards of rigidity and safety, the car is made from premium grade-high tensile strength steel (HTSS) for 74% of its structure - more than any other vehicle its size, while also featuring some of the most advanced Noise Vibration & Harshness (NVH) technologies to achieve a whisper-quiet ride.

7 AIRBAGS



- 1 Driver's airbag 2 Driver's knee airbag 3 passenger's airbag 4 5 Driver's & passenger's side airbags
- 6 7 Curtain airbags

EURO NCAP TEST (2019)



STYLE & CONVENIENCE



Auto-closing function



Projection headlamps with bulb-type turn signal lamps



High-gloss intake grille



Headlight escort



Supervision cluster (3.5" mono LCD)



Paddle shifts with A/T



Manual air conditioner



Multi-switch console



LED side repeaters and puddle lamps



Fashionable silver roof rails



Sporty rear skid plate




LED high mounted stop lamp



12V power socket (front/rear)



115V/220V Inverter



Front stainless door scuff



MP3 audio



Pole antenna with Glonass, DAB and GSM



Parking aid system (Front & Rear)



Tyre repair kit



Tyre pressure monitoring system (TPMS)



Power tailgate switch



Door map pockets



Luggage net



Load area luggage cover

COLOUR GUIDE

EXTERIOR COLOUR



GRAND WHITE (WAA)



IRON METAL (ADE)



PLATINUM GREY (ADA)



DANDY BLUE (BAS)



SPACE BLACK (LAK)

WHEELS



17"
alloy wheels



18"
diamond-cut finished
alloy wheels

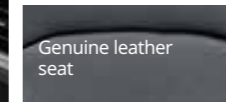
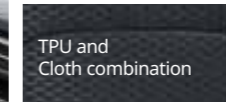
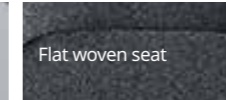


19"
diamond-cut finished
alloy wheels

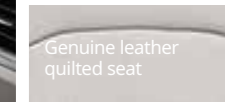
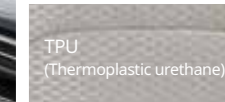

INTERIOR COLOUR



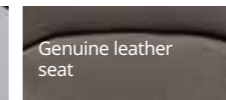
BLACK INTERIOR (LBH)



GRAY INTERIOR (EBG)



BROWN INTERIOR (OAY)



* Leather seat includes artificial leather partially

FEATURES LIST

ENGINE & FUEL SYSTEM
1.6litre diesel engine (MT : 136ps/300Nm, AT : 136ps/324Nm)
1.5litre gasoline direct injection (GDI) turbo engine (149ps or 163ps)
Euro 6d step 2 emission with AOC, SCR, LNT, DPF (1.6litre diesel engine)
Euro 6d step 2 emission with gasoline particulate filter (1.5litre GDI turbo engine)
47litre fuel tank (1.6 diesel engine)
50litre fuel tank (1.5 GDI turbo engine)
Idle stop & go (ISG) system with electric energy management (EEM)
Voltage stabilizer
Engine acoustic cover
Electronic cruise control
Speed assistance system
Single exhaust silencer

DRIVE TRAIN
Front wheel drive system
6-speed manual transmission with urethane transmission gear knob
3rd-generation AISIN 6-speed automatic transmission with leather & grain transmission gear knob and paddle shift
Active AWD with lock function

STEERING SYSTEM
Electric power steering (EPS)
Driving mode system (normal, winter, and sport mode)
Urethane steering wheel with silver-painted steering wheel bezel
Leather-covered steering wheel (deluxe)
Heated & leather-covered steering wheel (deluxe)
Manually-controlled telescopic and tilt steering
Mechanical steering column lock
Electric steering column lock (deluxe)

SUSPENSION
Front Macpherson strut suspension
Multilink rear suspension
Shock absorbers & coil springs

BRAKE SYSTEM
Ventilated front disc brakes and rear disc brakes
Hand-operated parking brake (standard)
Electronic parking brake with auto-hold function (deluxe)
Electronic stability programme (ESP) with antilock brake system (ABS), traction control system (TCS), active roll-over protection (ARP), brake assist system (BAS), hill start assist (HSA), emergency stop signal (ESS), and hill descent control (HDC)

WHEELS AND TYRES
17" alloy wheels with 225/60R tyres
18" diamond-cut finished alloy wheels with 235/55R summer tyres
19" diamond-cut finished alloy wheels with 235/50R tyres
Tyre repair kit
Full-size spare tyre
Tyre pressure monitoring system

EXTERIOR
Body-coloured bumpers
Long license plate detailing
Exterior rear view mirrors, electrically controlled, foldable and heated
Body-coloured exterior rear view mirrors with side repeaters and puddle lamps
Natural-coloured side sill mouldings
Body-coloured exterior door handles
Sporty air spoiler with LED high mounted stop lamp
Clean sill side doors
Trailer tow hitch mounting
Silver-coloured styled roof rails
Safety power sunroof

GLASS
Tinted windscreen with noise control glass
Tinted glass on front & rear doors and tailgate
Solar controlled front door glass
Privacy glass on rear doors and tailgate

INTERIOR
Sun visors with vanity mirror, illumination and sliding function
Adjustable day/night rearview mirror
Padded dashboard with silver grain trim
Silver finished inside door handles (standard)
Chrome finished inside door handles (deluxe)
Deluxe centre console with silver grain trim
Sliding-type centre console
Central storage tray
Leather-covered door trim
Floor mounted accelerator pedal
Plastic front and rear door scuff
Stainless-steel front door scuff (deluxe)
Infinity-type mood lights on instrument panel and door trim
Floor mats
Luggage board with centre luggage tray
Luggage load cover and net
Visual VIN label

SAFETY
Reinforced monocoque body structure
Door impact beams for optimal protection from side impact
Dual airbags for driver and passenger
Front seat side airbags
Curtain airbags front and rear
Driver knee airbag
Airbag on / off switch for front passenger
Front seat belt ELR pretensioner and load limiter with anchor pretensioner and CLT
2nd row seatbelts with load limiters and pre-tensioners (both sides) & 3-point center seatbelt
Child seat anchorage for rear seats
Seat belts reminder warning for front and rear all seating positions
Autonomous Emergency Braking (AEB)
Forward Collision Warning (FCW)
Lane Departure Warning (LDW)
Lane Keeping Assist (LKA)
High Beam Assist (HBA)
Traffic Sign Recognition (TSR)
Front Vehicle Start Alert (FVSA)
Driver Attention Alert (DAA)
Safety Distance Alert (SDA)
Intelligent Adaptive Cruise Control (IACC)
Rear Cross Traffic Warning (RCTW)
Rear Cross Traffic Alert Intervention (RCTA-i) for automatic transmission
Blind Spot-detection Warning (BSW)
Safety Exit Warning (SEW)
Lane Change-Collision Warning (LCW)

SAFETY
Reinforced monocoque body structure
Door impact beams for optimal protection from side impact
Dual airbags for driver and passenger
Front seat side airbags
Curtain airbags front and rear
Driver knee airbag
Airbag on / off switch for front passenger
Front seat belt ELR pretensioner and load limiter with anchor pretensioner and CLT
2nd row seatbelts with load limiters and pre-tensioners (both sides) & 3-point center seatbelt
Child seat anchorage for rear seats
Seat belts reminder warning for front and rear all seating positions
Autonomous Emergency Braking (AEB)
Forward Collision Warning (FCW)
Lane Departure Warning (LDW)
Lane Keeping Assist (LKA)
High Beam Assist (HBA)
Traffic Sign Recognition (TSR)
Front Vehicle Start Alert (FVSA)
Driver Attention Alert (DAA)
Safety Distance Alert (SDA)
Intelligent Adaptive Cruise Control (IACC)
Rear Cross Traffic Warning (RCTW)
Rear Cross Traffic Alert Intervention (RCTA-i) for automatic transmission
Blind Spot-detection Warning (BSW)
Safety Exit Warning (SEW)
Lane Change-Collision Warning (LCW)

CONVENIENCE
Standard cluster including 3.5" mono TFT-LCD information screen
Deluxe 10.25" full colour LCD cluster including trip computer
Projection front head lights with leveling and bulb-type turn signal lamps
Full LED front head lights with leveling and LED turn signal lamps

SEATS
5 seater
Manually height-adjustable driver's seat with sliding head rest
Manually adjustable passenger's seat with sliding head rest

40:60 split foldable rear seat with 32.5 degree tilt
Cloth upholstery
Thermoplastic polyurethane (TPU) upholstery including rear seat centre armrest and cup holder
Leather upholstery including rear seat centre armrest and cup holder
Premium brown-coloured leather upholstery including rear seat centre armrest and cup holder
8-way power adjustable driver and front passenger seats
4-way adjustable power lumbar support for driver seat
Heated front seats
Heated front and 2nd row seats
Ventilated front seats

SAFETY
Reinforced monocoque body structure
Door impact beams for optimal protection from side impact
Dual airbags for driver and passenger
Front seat side airbags
Curtain airbags front and rear
Driver knee airbag
Airbag on / off switch for front passenger
Front seat belt ELR pretensioner and load limiter with anchor pretensioner and CLT
2nd row seatbelts with load limiters and pre-tensioners (both sides) & 3-point center seatbelt
Child seat anchorage for rear seats
Seat belts reminder warning for front and rear all seating positions
Autonomous Emergency Braking (AEB)
Forward Collision Warning (FCW)
Lane Departure Warning (LDW)
Lane Keeping Assist (LKA)
High Beam Assist (HBA)
Traffic Sign Recognition (TSR)
Front Vehicle Start Alert (FVSA)
Driver Attention Alert (DAA)
Safety Distance Alert (SDA)
Intelligent Adaptive Cruise Control (IACC)
Rear Cross Traffic Warning (RCTW)
Rear Cross Traffic Alert Intervention (RCTA-i) for automatic transmission
Blind Spot-detection Warning (BSW)
Safety Exit Warning (SEW)
Lane Change-Collision Warning (LCW)

CLIMATE CONTROL
Manual air conditioning with maximum air conditioning function
Front dual temperature zone auto air conditioning system
Cluster Ionizer and auto defog function
Heater and air compressor
Air conditioner filter
Positive temperature coefficient (PTC) heater with diesel engine

AUDIO & VIDEO
MP3 player with 4" LCD display and iPod / iPhone connector (with RDS)
8" smart audio system with link to rear view camera
9" HD navigation system with link to rear view camera
Car connectivity - Apple CarPlay & Google Android Auto
Bluetooth hands free
Pole antenna on the rear roof
6 speakers
USB slot
Emergency call system

AUDIO & VIDEO
MP3 player with 4" LCD display and iPod / iPhone connector (with RDS)
8" smart audio system with link to rear view camera
9" HD navigation system with link to rear view camera
Car connectivity - Apple CarPlay & Google Android Auto
Bluetooth hands free
Pole antenna on the rear roof
6 speakers
USB slot
Emergency call system

CONVENIENCE
Standard cluster including 3.5" mono TFT-LCD information screen
Deluxe 10.25" full colour LCD cluster including trip computer
Projection front head lights with leveling and bulb-type turn signal lamps
Full LED front head lights with leveling and LED turn signal lamps

LED front fog lamps
Bulb rear fog lamp
Automatic headlight control
LED daytime running lights
Rear combination lamp with LED stop lights
Powered driver's door window with one-touch lowering
Safety power window on driver side (deluxe)
LED interior lights
Dual folding key-type remote keyless entry system with panic alarm (standard)
Dual smart key with electronic steering column lock (deluxe)
Immobiliser with keyhole illumination
Anti-theft alarm
Manually operated tailgate (standard)
Smart power tailgate (deluxe)
Twin horn
Rain sensing front windscreen wipers
Hybrid wiper blades
Intermittent rear wiper
One-touch triple signal indicators
220V/115V power inverter
Four sensors front and rear parking aid system
Wireless charger

CLIMATE CONTROL
Manual air conditioning with maximum air conditioning function
Front dual temperature zone auto air conditioning system
Cluster Ionizer and auto defog function
Heater and air compressor
Air conditioner filter
Positive temperature coefficient (PTC) heater with diesel engine

AUDIO & VIDEO
MP3 player with 4" LCD display and iPod / iPhone connector (with RDS)
8" smart audio system with link to rear view camera
9" HD navigation system with link to rear view camera
Car connectivity - Apple CarPlay & Google Android Auto
Bluetooth hands free
Pole antenna on the rear roof
6 speakers
USB slot
Emergency call system


TECHNICAL DATA

ENGINE		Petrol 1.5 GDI Turbo (149ps)				Petrol 1.5 GDI Turbo (163ps)				Diesel 1.6							
DRIVEN WHEELS		2WD		AWD		2WD		AWD		2WD		AWD					
TRANSMISSION		6MT	6AT	6MT	6AT	6MT	6AT	6MT	6AT	6MT	6AT	6MT	6AT				
TYRE		17"	19"	19"	19"	17"	19"	19"	19"	17"	19"	19"	19"				
EMISSION		Euro 6d step 2															
EXTERIOR DIMENSION	Overall length	mm		4,450													
	Overall width	mm		1,870													
	Overall height	mm		1,620 (1,629 : with roof rack)													
	Wheel base	mm		2,675													
	Tread	Front	mm		1,590												
		Rear	mm		1,610												
	Overhang	Front	mm		910												
		Rear	mm		865												
	Approach angle	degree		18.0				18.0				18.0					
	Departure angle	degree		24.5				24.5				24.5					
Ramp angle	degree		15.9				15.9				15.4						
Minimum ground clearance	mm		182				182				164						
Minimum turning radius	m		5.35														
WEIGHT	Gross vehicle weight	kg	1,980	2,005	2,045	2,075	1,980	2,005	2,045	2,075	2,070	2,110	2,130	2,170			
	Kerb weight	kg	1,442	1,469	1,508	1,537	1,442	1,469	1,508	1,537	1,533	1,567	1,604	1,629			
	Gross trailer weight	Braked	kg	1,500				1,500				1,500					
Unbraked		kg	750	500	750	500	750	500	750	500	750						
Engine	Fuel	Petrol				Petrol				Diesel							
	Fuel tank	ℓ	50				50				47						
	Capacity	cc	1,497				1,497				1,597						
	Bore x stroke	mm	76 x 82.5				76 x 82.5				76 x 88						
	Compression ratio		9.5 : 1				9.5 : 1				15.5 : 1						
	Number of cylinders		4 in-line				4 in-line				4 in-line						
PERFORMANCE	Max. power	kW/rpm	109.6/5,000–5,500				120/5,000–5,500				100/4,000						
		ps/rpm	149/5,000–5,500				163/5,000–5,500				136/4,000						
	Max. torque	Nm/rpm	280/1,500–4,000				280/1,500–4,000				300/1,500–3,000	324/1,500–2,500	300/1,500–3,000	324/1,500–2,500			
kg-m/rpm		28.6/1,500–4,000				28.6/1,500–4,000				30.6/1,500–3,000	33/1,500–2,500	30.6/1,500–3,000	33/1,500–2,500				
FUEL CONSUMPTION	Max. speed	km/h	188	187	188	187	191	189	191	189	184	179	184	179			
	CO ₂ (combined)	g/km	170	174	182	185	197	171	175	182	185	197	153	155	164	164	176
	Combined	ℓ/100km	7.426	7.605	7.958	8.080	8.610	7.479	7.649	7.953	8.082	8.609	5.835	5.911	6.251	6.252	6.708
	Phase 1 (Low phase)	ℓ/100km	8.936	9.184	10.100	9.461	10.736	8.996	9.169	10.003	9.559	10.705	6.541	6.564	7.646	6.945	8.286
	Phase 2 (Mid phase)	ℓ/100km	6.999	7.213	7.554	7.644	8.067	7.035	7.201	7.569	7.608	8.076	5.527	5.645	6.016	6.106	6.501
	Phase 3 (High phase)	ℓ/100km	6.429	6.675	6.815	7.101	7.397	6.489	6.651	6.832	7.082	7.396	5.107	5.160	5.286	5.431	5.691
	Phase 4 (Extra High phase)	ℓ/100km	7.974	8.048	8.374	8.663	9.176	8.029	8.203	8.374	8.670	9.182	6.379	6.472	6.704	6.791	7.125
Test mode	Worldwide Harmonised Light Vehicle Test Procedure (WLTP)																

* The fuel economy can vary according to road conditions or driver's habits. * The above technical data can vary slightly by regional certification requirements or sales specifications. * ISG : Idle Stop and Go system

DIMENSIONS

(mm)



* Some features may be optional or unavailable according to market. Please contact your local dealer for the exact details regarding vehicles sold in your area.